

PHASE 1 SCHEDULE DIAGRAM (WASTEWATER SYSTEM)

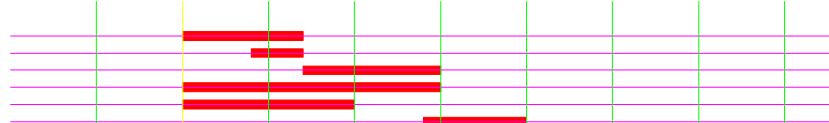
TASK DESCRIPTION

MAR APR MAY JUN JUL AUG SEP OCT NOV DEC

COMMENTS

1. ANALOG TIE-IN EXISTING

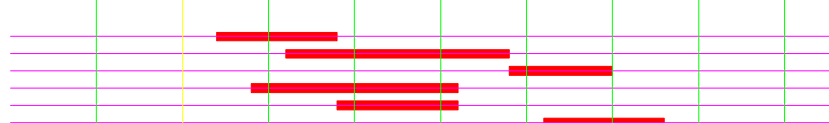
- PLANS & SPECS
- PROCURE MATERIALS
- INSTALL
- MMI DESIGN/PROGRAMMING
- PLC PROGRAMMING
- DOCUMENTATION



INDEPENDENT TASK
 ALL HARDWARE EXISTS IN-PLACE
 COMPLETE AND MAKE FUNCTIONAL AT EARLIEST
 INCORPORATE INTO OPERATIONS BY 3RD QUARTER

2. ANALOG INSTALL NEW DEVICES


- PLANS & SPECS
- PROCURE MATERIALS
- INSTALL
- MMI DESIGN/PROGRAMMING
- PLC PROGRAMMING
- DOCUMENTATION



TASK COMPLETES SYSTEM MONITORING NEEDS

3. MECHANICAL PROJECTS

- PLANS & SPECS
- PROCURE MATERIALS
- INSTALL
- MMI DESIGN/PROGRAMMING
- PLC PROGRAMMING
- DOCUMENTATION



PIPING, VALVES AND ACTUATORS

4. SYSTEM CABINETS

- PLANS & SPECS
- PROCURE MATERIALS
- INSTALL
- COMMISSION
- DOCUMENTATION



CRITICAL PATH TASK
 CABINET DELIVERY TO BE EXPEDITED

5. IMPLEMENT PLC CONTROL

- MMI DESIGN/PROGRAMMING
- PLC PROGRAMMING
- DOCUMENTATION
- PROVE-IN AND TRAINING



6. FACELIFT CONTROL ROOM

- PLANS & SPECS
- PROCURE MATERIALS
- INSTALL
- DOCUMENTATION
- NETWORK COMMUNICATIONS



CONTROL ROOM OPTIONS TO BE LISTED

ONLINE PC DOCUMENTATION FOR OPERATIONS
 MERGE WITH SITE-WIDE NETWORK PROGRESS

WCA
 www.sswwca.com

WATER AND WASTEWATER SYSTEMS
 CONTROL AND AUTOMATION MASTER PLAN

by: approval:
 WASTEWATER SYSTEM DIAGRAM
 IMPLEMENTATION PLANNING
 OVERVIEW

project number: 1064 drawing number: 100-A rev no.: A